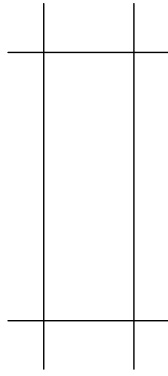



Rendering

Loosening-up!


Dark - Light




Dark - Light




Dark - Light




Pencil



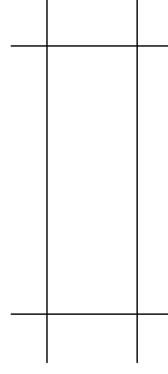
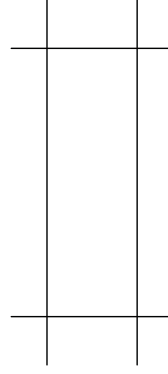

Colouring Pencil - Blue



Colouring Pencil -
Black



Complementing colours



How things work



Make a close study of two of the following man-made products and use sketches and brief notes to explain how each product works?



How things work





- What do you think each object is used for?
- Use 5 different words to describe its shape.
- Suggest a new function for each object.



How things work



- What do you think each object is used for?
- Use 5 different words to describe its shape.
- Suggest a new function for each object.



In Location

Bring in a photograph of a building in your locality. Draw a freehand sketch of one detail of the building from the photograph, which may include a window, door, chimney etc.



Inspiration




“The city of Toronto has been working very hard to help ensure that its roads become friendlier to cyclists and pedestrians”

You are asked to design a simple bicycle stand, which will allow for safe storage of bicycles. Your design must incorporate an organic shape theme.



Organic



Inspiration

Design a label for a drink bottle using
the given image for inspiration



Design a container to hold your sunglasses
using the line from a song for inspiration.

*Don't worry about the future. Or worry, but
know that worrying is as effective as trying
to solve an algebra equation by chewing
bubble gum.*

Baz Luhrman

Inspiration





The promenade in Lahinch and its Atlantic breeze is popular with people. Some love to stroll along the pier while others prefer to sit on the wall and admire the scenery.

You are asked to design a wind shelter that is in keeping with the local area.



Lahinch






Share a sketch

Make a freehand pictorial sketch of the Nintendo DS as shown. When completed pass on the sheet to 3 people near you and ask them to add to your sketch.





Make a freehand sketch of your mobile phone. Redraw the phone with all the keys re-arranged, explain your chosen layout and its effect on the usability of the phone



