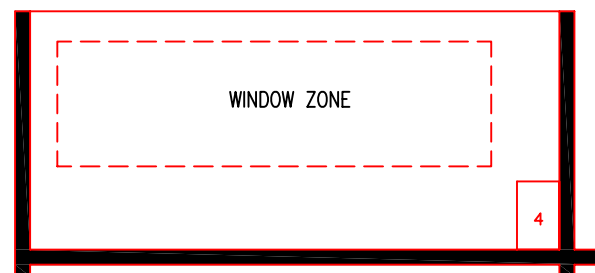


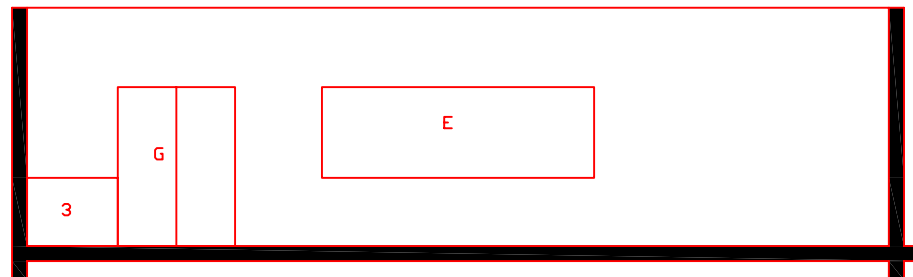
**ELEVATION A-A**



**ELEVATION B-B**



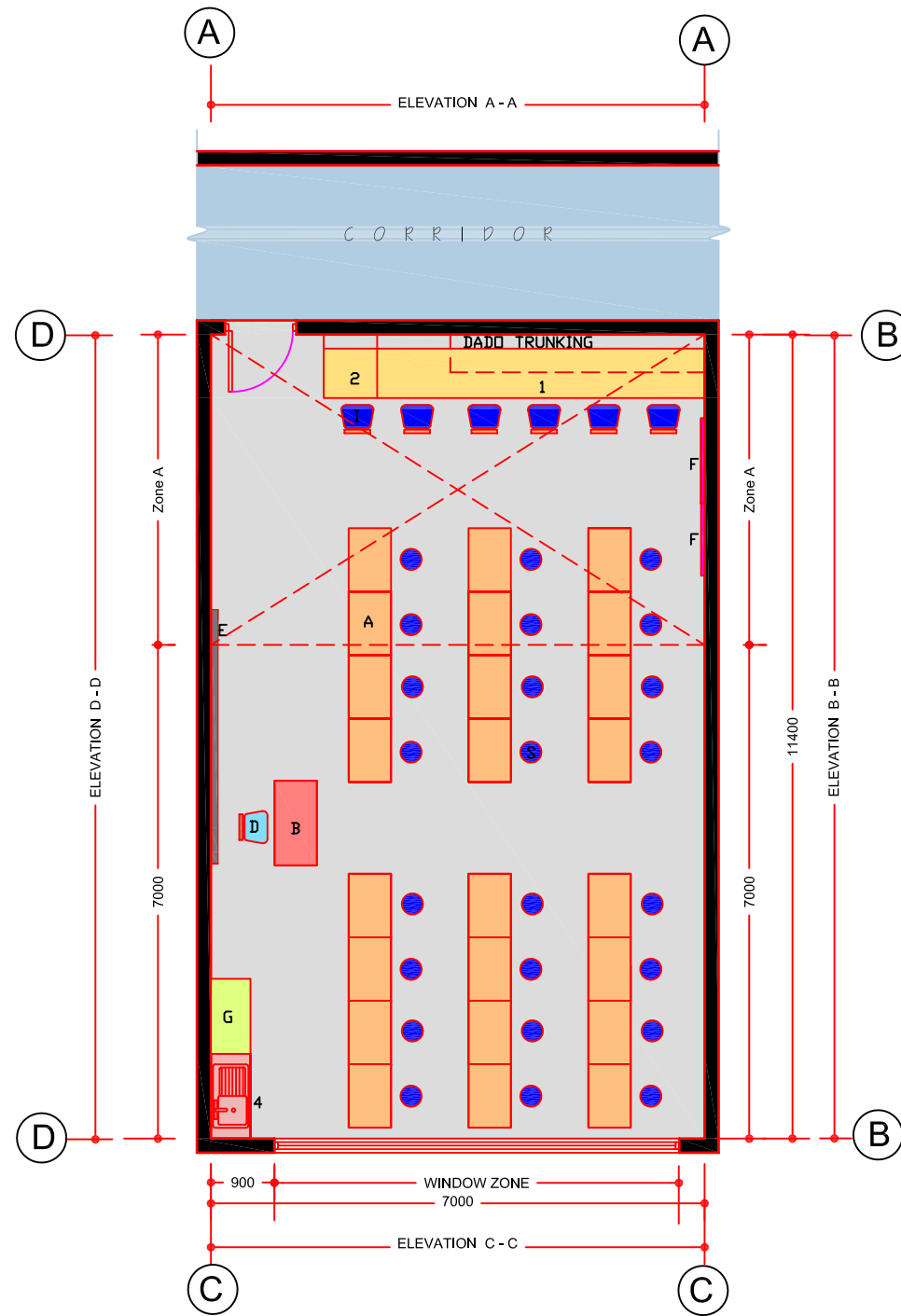
**ELEVATION C-C**



**ELEVATION D-D**

**Additional Notes:**

- Natural light and ventilation required for the area marked on plan as "Zone A".



**PLAN : TECHNICAL GRAPHICS/CAD ROOM**

**LEGEND**

**NOTES**

- Please do not scale the drawing use figured dimensions.
- All dimensions given are in millimetres
- All room dimensions are "internal dimensions".
- Area is net internal area of the classroom.
- All room elevations are internal.
- Appropriate provision of loose furniture for SEN to be made, as required.

**BUILDING SERVICES ENGINEERING SYMBOLS**

	Plan	Elevation
Light Switches		
Twin switched socket outlets		
Telephone Point		
Public Address Speaker		
Dado trunking		
Network point		
Sub Distribution board (possible location)		
Three Phase power Supply		
Water supply (hot & cold)		
Water Heater		
Extract fan		
Electric emergency knockout point		
Key operated isolator		
Gas pressure proving system (with key switch)		
Gas emergency knockout point		
Radiator Zone		
Ceiling Mounted data Projector Point		
Cleaner's socket outlet (not controlled by isolator)		

**BUILDING SERVICES NOTES :**

- Layout should be read in conjunction with Technical Guidance Documents (TGD).
- Final position of the data and power outlets shall be above desk height (TGD).
- Dado trucking from above or ceiling void below if classroom located on first floor.

**FIXED FURNITURE**

	Quantity	Code
1 Worktop 4500 x 900 x 680 high	---	CWT
2 Height adjustable worktop 900x900x680 high	---	CWT
3 Sink unit 1200x600x850 high (hot & cold)	01	SSU
4 High level storage	-	HL6

**LOOSE FURNITURE**

	Quantity	Code
A Drawing desk 650 x 600 x 790-880 high rising from front to back	24	T6
B Teacher's desk 1200 x 600 x 700 high	01	T4
D Teacher's chair 450 high	01	SIE1
E Whiteboard / blackboard 3600 x 1200	01	CTU
F Pinboard 1200 x 1200	02	PB
G Storage press 1200 x 600 x 2100 high	01	MD1
I Student computer chair height adjustable	06	SCC
S Student's stool 600 high	24	S2H

**POST-PRIMARY ROOM LAYOUTS**

**TECHNICAL GRAPHICS/CAD ROOM (80 m<sup>2</sup>)**

SCALE: **1:100**

DRG No: **RT - 018**

DATE: **OCT '05**

REVISION:	CHECKED BY :	J.B
REMARKS:	PREPARED BY:	R.R

**DEPARTMENT OF EDUCATION & SCIENCE**  
*An Roinn Oideachais agus Eolaíochta*  
**PLANNING AND BUILDING UNIT**

