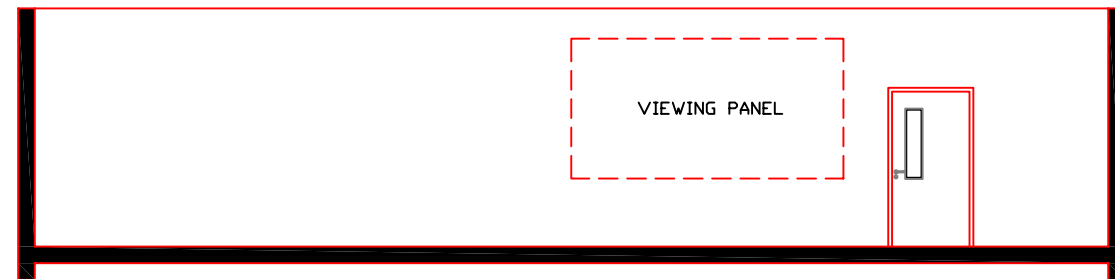
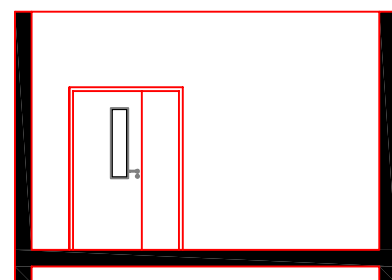


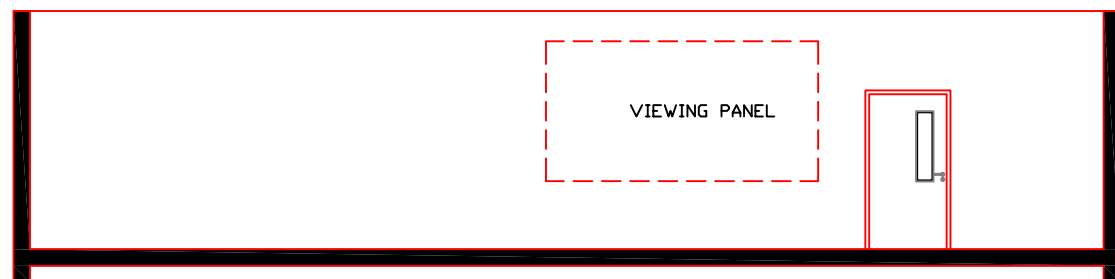
ELEVATION:A - A



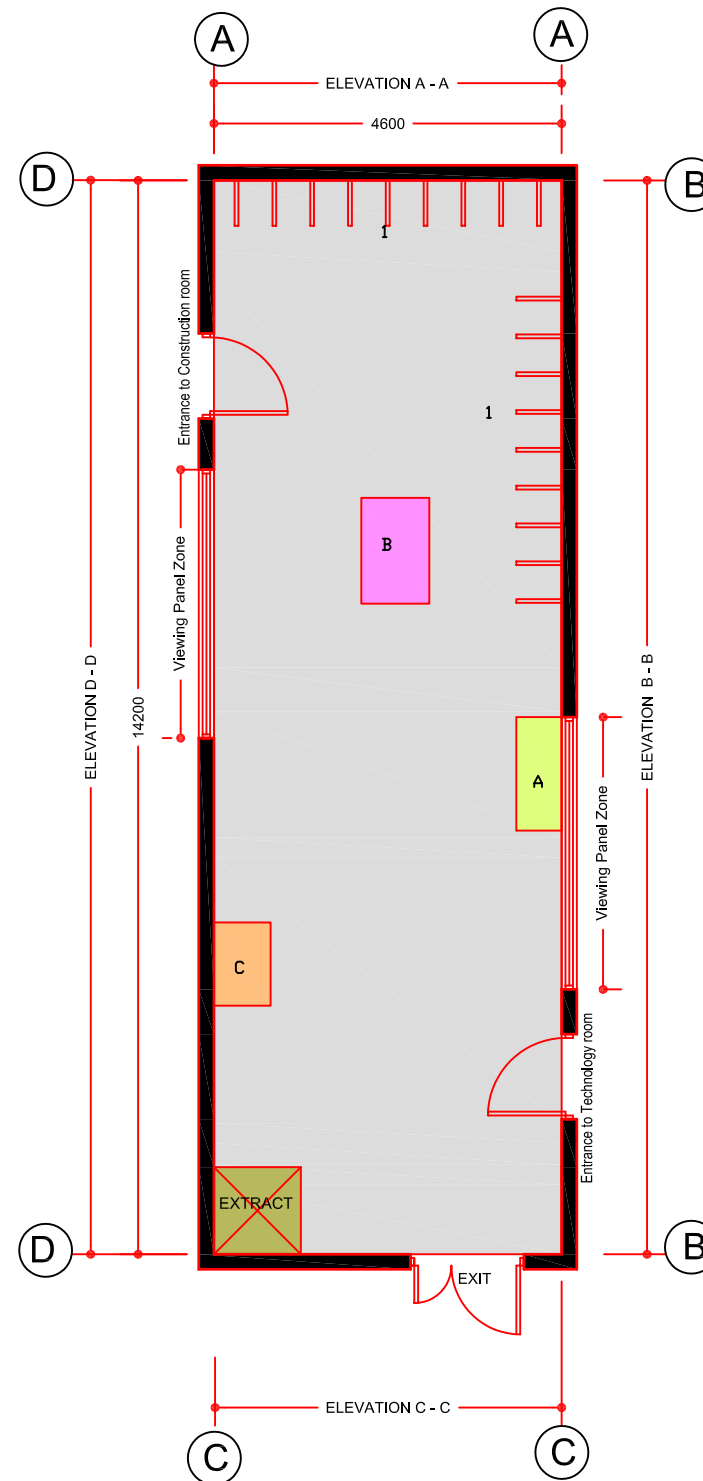
ELEVATION:B - B



ELEVATION:C - C



ELEVATION:D - D



PLAN : WOOD / TECHNOLOGY MACHINING & PREPARATION AREA

Additional Notes:

- Workshops should be positioned next to machine and preparation area in the order shown below.

19 21 19 20 22

LEGEND

NOTES

- Please do not scale the drawing use figured dimensions.
- All dimensions given are in millimetres
- All room dimensions are "internal dimensions".
- Area is net internal area of the classroom.
- All room elevations are internal.
- Appropriate provision of loose furniture for SEN to be made, as required.

BUILDING SERVICES ENGINEERING SYMBOLS

	Plan	Elevation
Light Switches		
Twin switched socket outlets		
Telephone Point		
Public Address Speaker		
Dado trunking		
Network point		
Sub Distribution board (possible location)		
Three Phase power Supply		
Water supply (hot & cold)		
Water Heater		
Extract fan		
Electric emergency knockout point		
Key operated isolator		
Gas pressure proving system (with key switch)		
Gas emergency knockout point		
Radiator Zone		
Ceiling Mounted data Projector Point		
Cleaner's socket outlet (not controlled by isolator)		

BUILDING SERVICES NOTES :

- Layout should be read in conjunction with Technical Guidance Documents (TGD).
- Final position of the data and power outlets shall be above desk height (TGD).
- Dado trucking from above or ceiling void below if classroom located on first floor.

FIXED FURNITURE

	Quantity	Code
1 Brackets bolted to wall, spaced at 500 c/c		BIB

LOOSE FURNITURE

	Quantity	Code
A Planer thicknesser 1500x500 approx	01	WTMP/504
B Circular saw 1400x900 approx	01	WTMP/502
C Bandsaw 900x750 approx	01	WTMP/500

POST-PRIMARY ROOM LAYOUTS

WOOD / TECHNOLOGY MACHINE & PREPARATION AREA (65 m²)

SCALE: 1:100

DRG No: RT - 021

DATE: OCT '05

REVISION: CHECKED BY : J.B

REMARKS: PREPARED BY: R.R

DEPARTMENT OF EDUCATION & SCIENCE
An Roinn Oideachais agus Eolaíochta
PLANNING AND BUILDING UNIT

